


Item : 40-D41-1101N

A




1. 圖 A 為客戶收到產品時的組裝狀態。

Picture(A) the final status clients received.

B

束帶(cable tie)




2. 圖 B 請將束帶剪下並將束帶及固定彈簧去除。

Picture(B) cut the cable tie, then take out the cable tie and the spring.

固定彈簧(fixed spring)

C



3. 圖 C 裝上護蓋。

Picture(C) install the cover

護蓋(Cover)